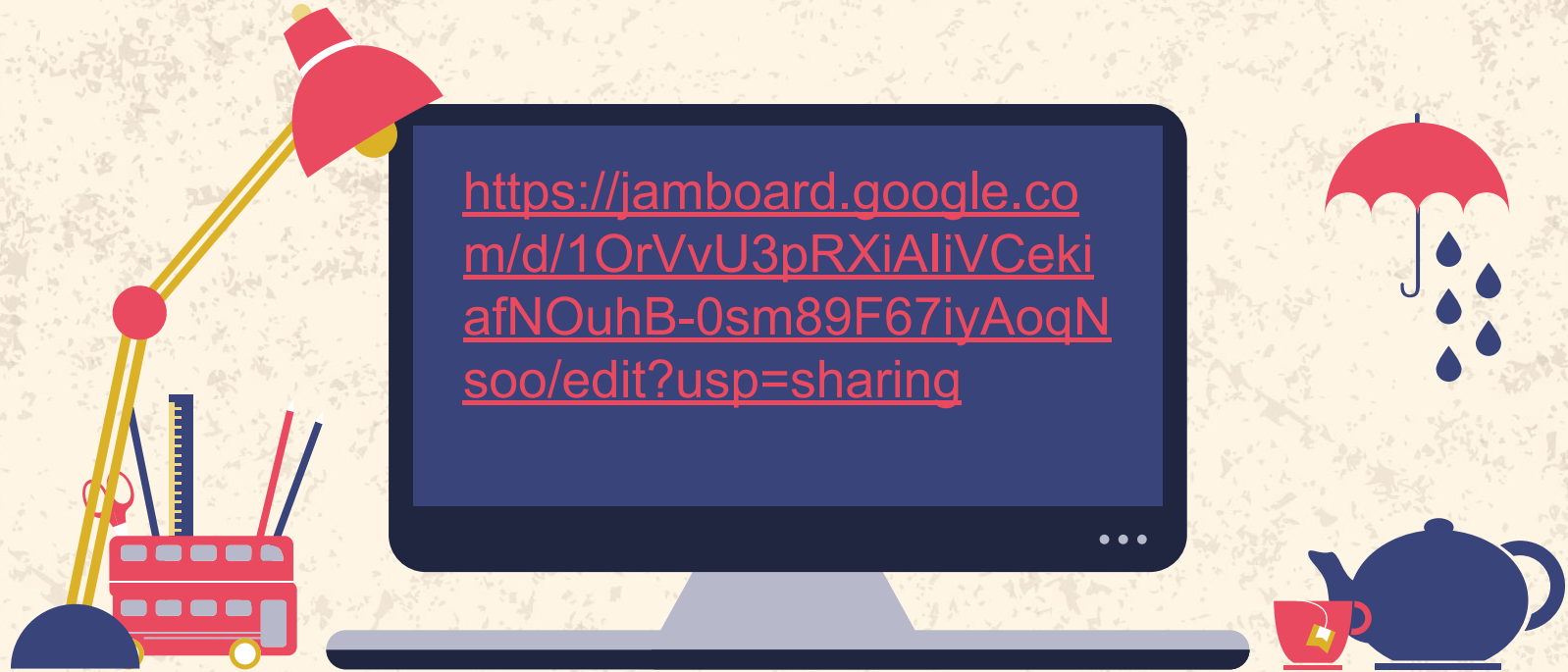


# *JAMBOARD LINK 01*



## **Note:**

- 1. Access the following jamboard link and fill the answer for the three questions.**
- 2. After this step, read the instructions given on the wheel model and do the following.**

Past

Present

Future



March 5,  
2008



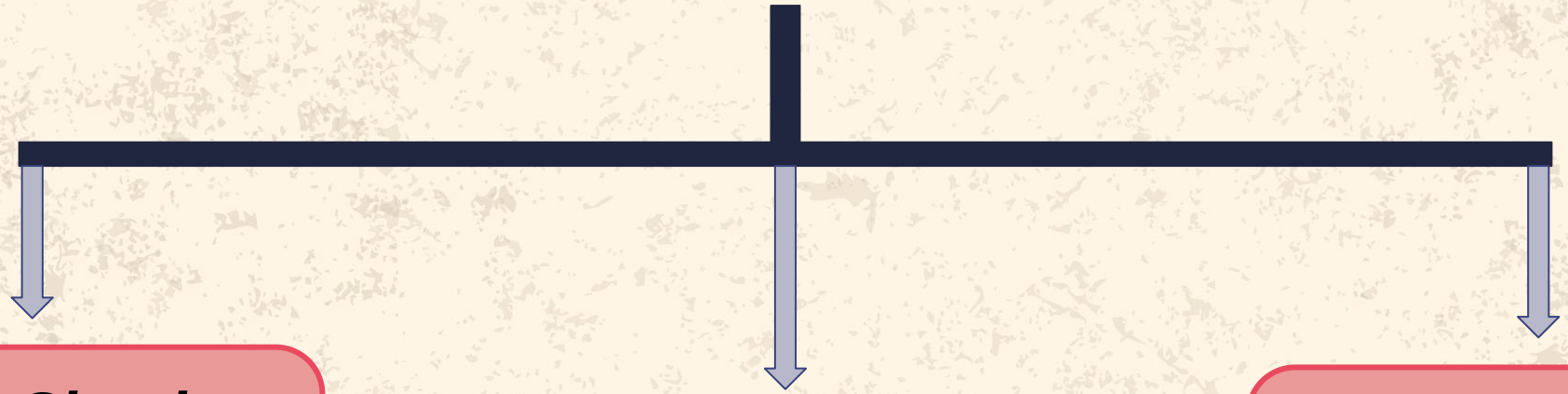
I love school!



I want to be a  
firefighter.

# VERB TENSES

# VERB TENSES



***Simple  
Present  
Tense***


***Simple  
Past Tense***

***Simple  
Future  
Tense***





# VERB



*A Verb indicates the time of action*



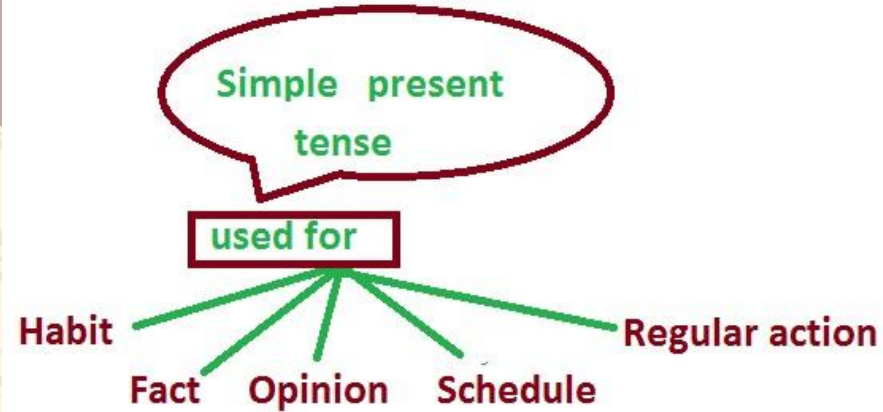
She **plays** tennis every weekend.



Cats **like** milk.



# ***SIMPLE PRESENT TENSE***



# **SIMPLE PRESENT TENSE**

The *simple present tense* is a verb tense which is used when an action is happening right now, or when it happens regularly. It is used to express habits, general truths, repeated actions or unchanging situations, emotions and wishes.

# Structure

✓ Subject + verb (s, es, ies) + Object

## Simple Present Tense

★ This tense has only **one word**.

e.g.



◆ Candy **likes** flowers.

◆ The flowers **smell** good.

e.g.

◆ Mimi **sings** well.

◆ Mimi **is** good at singing.







1. My son Lives in London

[My son] + [Lives] + [in London]

**Subject + verb + Object**

2. He goes to play football everyday

[He] + [goes] + [to play football everyday]

3. She studies in St Teresa's High School

[She] + [studies] + [in St Teresa's High School]



## WORKSHEET BASED ON CONCEPT 1 [A] (Answers)

**Q1. Fill in the blanks with appropriate simple present tense form of the verb given in the brackets.**

1. The plane arrives at 6.30. (arrive)
2. I will phone you when he comes back. (come)
3. Unless we don't start now we can't be there on time. (start) [omit]
4. The sun rises in the east. (rise)
5. The next term begins on Monday. (begin)

**Note: Do not solve the 3rd blank from the worksheet.**

**[ Once you finish this, start solving the WORKSHEET BASED ON CONCEPT 1 [B]]**

## **Additional reference links**

<https://study.com/academy/lesson/what-is-simple-present-tense-definition-examples.html> [video]

<https://www.englishpage.com/verbpage/simplepresent.html>

# **PADLET ACTIVITY**

**\*Click on the link given below and do the following activity as mentioned in a proper sequence [from left to right]\***

**<https://padlet.com/nakiyateliya2599/f68rb091emjyrxuq>**

# **SIMPLE PAST TENSE**

The simple past tense is used to describe a completed activity that happened in the past. In other words, it started in the past and ended in the past. The simple past tense emphasizes that the action is finished. This type of tense is used for past actions that happened either at a specific time, which can either be given by a time phrase (*yesterday, last year, etc.*) or understood from the context



# **SIMPLE PAST TENSE**

Structure: **Subject + verb + past participle [ed] + Object**

## The Simple Past Tense

We walked on the road

I ate fruit yesterday



walk - walked



eat - ate

Note: The verb may not  
be in the 'ed' form  
always

# SIMPLE PAST TENSE





1. We watched the news last night

[We] + [Watch**ed**] + [the news last night]

**Subject + verb + past participle + Object**

2. It rain**ed** yesterday.

[It] + [rain**ed**] + [yesterday]

3. Tina went home early yesterday

[Tina] + [went] + [home early yesterday]





# **\*GAME TIME\***

**\*Click on the link given below. Match the past tense words with the present tense words and fill in the blanks as instructed step by step in the game.**

**<https://www.gamestolearnenglish.com/past-tense-game/>**



## WORKSHEET BASED ON CONCEPT 2 [A]

Q1. Complete the following sentences using the simple past tense form of the verb:

1. I saw him yesterday

- a. Saw
- b. Was seeing
- c. Had seen

2. I received his letter yesterday.

- a. Have received
- b. Received
- c. Was receiving

3. She left school last year.

- a. Will leave
- b. Was leaving
- c. left

## WORKSHEET BASED ON CONCEPT 2 [A]

4. When I was in the US, I visited Chicago, Boston and California

- a. Was visiting
- b. Visiting
- c. Visited

5. We finished our breakfast half an hour ago.

- a. Have finished
- b. Finished
- c. Had finished

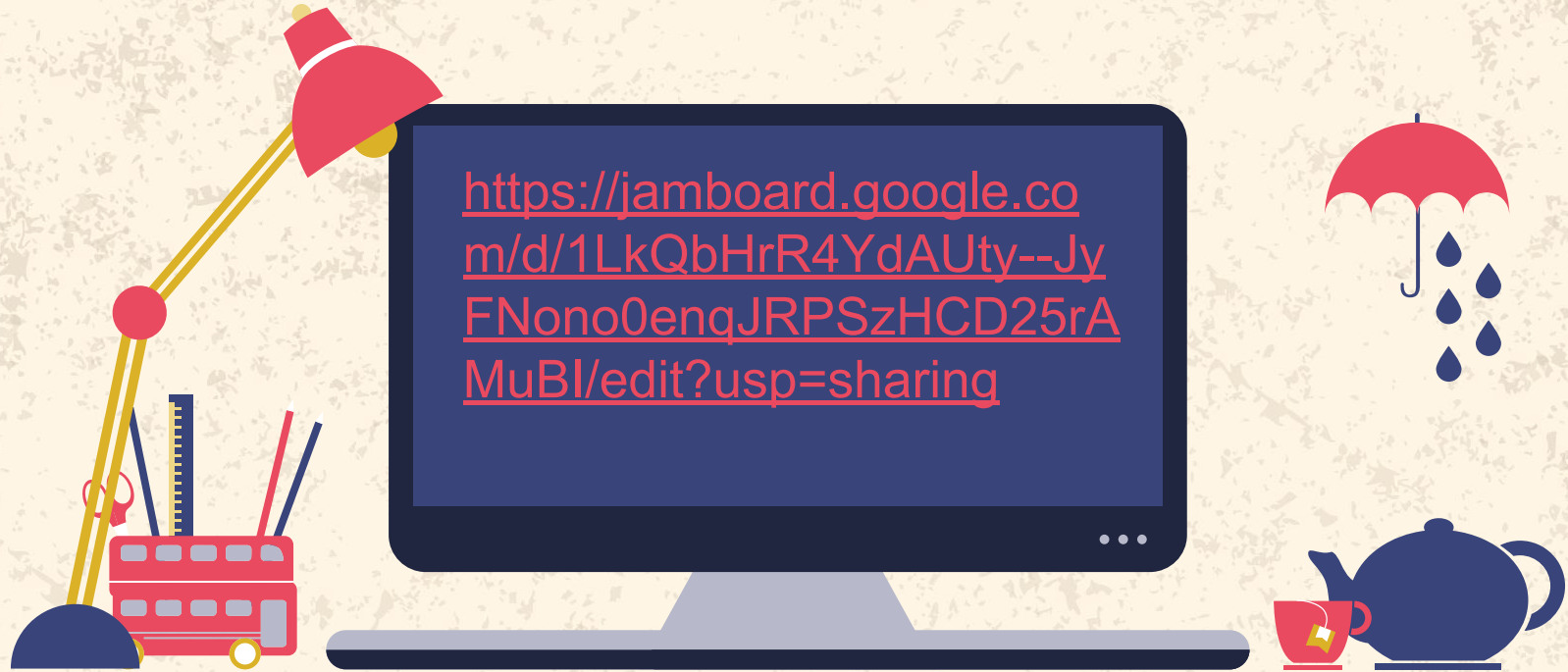
[ Once you finish this, start solving the WORKSHEET BASED ON CONCEPT 2 [B]]

## **Additional reference links**

<https://youtu.be/s45yTgYhabU>

<https://www.thesaurus.com/e/grammar/simple-past-tense/>

# *JAMBOARD LINK 01*



## **Note:**

- 1. Access the following jamboard link**
- 2. Separate past tense words and make 2 sentences of the remaining words. [future tense]**



# **SIMPLE FUTURE TENSE**

**The simple future tense is used to refer to actions or states that begin and end in the future. These events have not happened yet, but will happen sometime in the future**

# Structure

✓ **Subject + will/ shall + verb + Object**



## Simple Future Tense

**He will buy her  
a present.**





## Simple Future Tense

I will learn English.



## FUTURE TENSES: WILL / GOING TO



I **will** travel to Japan next year → decision



I **am going to** study German at school → plan



1. Sam will play football tomorrow.

**[Sam] + [will play] + [football tomorrow]**

**Subject + will/ shall + verb + Object**

2. We shall go to school along

**[We] + [shall go] + [to school along]**

3. She will come to the party.

**[She] + [will come] + [to the party]**



**1.SOLVE WORKSHEET BASED ON CONCEPT 3 [B]**



**2. SOLVE WORKSHEET BASED ON CONCEPT 3  
[A]**

## WORKSHEET BASED ON CONCEPT 3 [A]

**Q1. Pick out the simple future tense sentences from the paragraph of jumbled sentences:**

My daughter was late for school. It was a bright sunny morning. **She will come home at 1:30 pm.** Rajesh remembers me. The school leader was intelligent. **Now, I shall go and meet my friend in the birthday party. She will wake up early in the morning. I shall visit the doctor on a regular basis.** Rohan finishes his homework on time. He works very hard for his examinations. **My parents will take us to the park.**

**NOTE:** *Answers are highlighted in red colour.*

## **Additional reference links**

<https://youtu.be/g0nLJVrKAFM>

<https://youtu.be/vjoZvhzWfxl>

[https://www.grammar-monster.com/glossary/simple\\_future\\_tense.htm](https://www.grammar-monster.com/glossary/simple_future_tense.htm)



***THANK YOU!***